

CDSClear H1 2024 highlights

ONGOING SERVICE EXPANSION

€2.63trn

Index, single names and options cleared, up **15%** vs H1 2023

€1.98trn

European iTraxx[®] notional cleared, up **15%** vs H1 2023

€47bn

European iTraxx[®] Options notional cleared, up **32%** vs H1 2023

RECORD CLIENT CLEARING GROWTH

€426bn

Client notional cleared, up **88%** vs H1 2023

€273bn

European iTraxx[®] notional cleared, up **70%** vs H1 2023

EXPANDING USER COMMUNITY

- 217 client entities live across 1,753 accounts
- 19 clearing brokers live (including 1 FCM entity)

US\$403bn

US\$ indices and single name notional cleared, up **1.9x** vs H1 2023

US\$2bn

US\$ iTraxx[®] notional cleared, up **3.4x** vs H1 2023

US\$391bn

CDX[™] indices notional cleared, up **2.1x** vs H1 2023

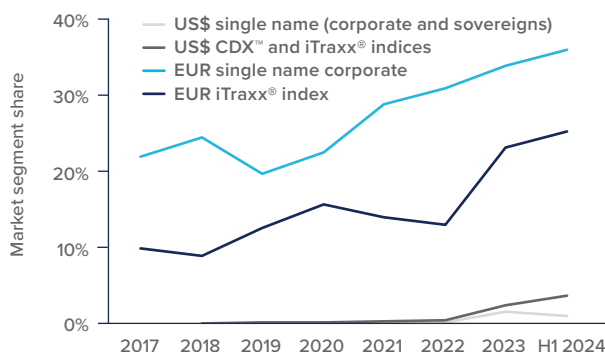
€0.5bn

European iTraxx[®] Options notional cleared, up **2.3x** vs H1 2023

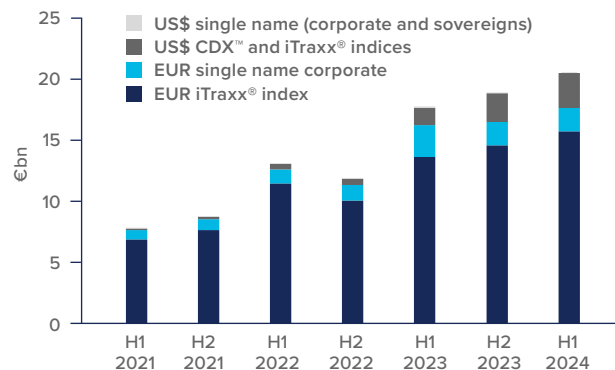
US\$146bn

CDX[™] indices notional cleared, up **2.9x** vs H1 2023


GLOBAL MARKET SEGMENT SHARE



OVERALL INDEX AND SINGLE NAME AVERAGE DAILY VOLUME



CLIENT INDEX AND SINGLE NAME AVERAGE DAILY VOLUME



For more information, go to lch.com/services/cdsclear or email lchsales@lseg.com.

Market segment share calculation is based on notional values from LCH CDSClear (www.lch.com) and ICE Clear Credit (www.ice.com).
 Markit CDX[™] and Markit iTraxx[®] are service marks of Markit North America Inc. and Markit Indices Limited and have been licensed for use by LCH SA. The Markit CDX[™] and Markit iTraxx[®] indices referenced herein are the property of Markit North America Inc. and Markit Indices Limited and are used under license.

The Index CDS eligible for clearing by LCH SA are not sponsored, endorsed, or promoted by Markit North America Inc. and Markit Indices Limited or any of its members.
 Client Clearing notional is single sided and includes notional cleared of all global products (notional cleared in US dollars has been converted to euros).